

Technical Data

LIZZINI IG-IM

Internal non-circular and radius grinding



 **LIZZINI**
WALLRAM GROUP

Wallram Grindtec srl
Via Leonino da Zara, 54
25018 Montichiari (BS) ITALY
Tel. +39 30 9672582
Fax +39 30 9672983
www.LIZZINI.de
vertrieb@wallramgrindtec.de

TECHNICAL FEATURES

GENERAL

Max. workpiece diameter	450 mm
Max. grinding bore diameter	250 mm
Min. grinding bore diameter	5/10 mm
Grinding length	170 mm
Max. workpiece length	300 mm
Max workpiece weight on the workpiece headstock, on-the-fly	60/100 kg

LONGITUDINAL AXIS „Z“

Longitudinal stroke	300 mm
Max. speed	20.000 mm/min
Min. infeed resolution	0,0001 mm

TRANSVERSAL AXIS „X“

Transversal stroke	490 mm
Max. speed	10.000 mm/min
Min. infeed resolution	0,00005 mm

„C“ WORK-HEAD

Stepless work piece speed	10–800 / 650 min ⁻¹
ASA taper	5/6


MOTORS

HF spindle	3–25 kW, 10.000–90.000 rpm, Ø 100/120/140/170 mm, max. 4
Work-Head	21/35 Nm
Installed total power, ca	Depending on the number and performance of the spindles
Net weight with base configuration	6.500 kg

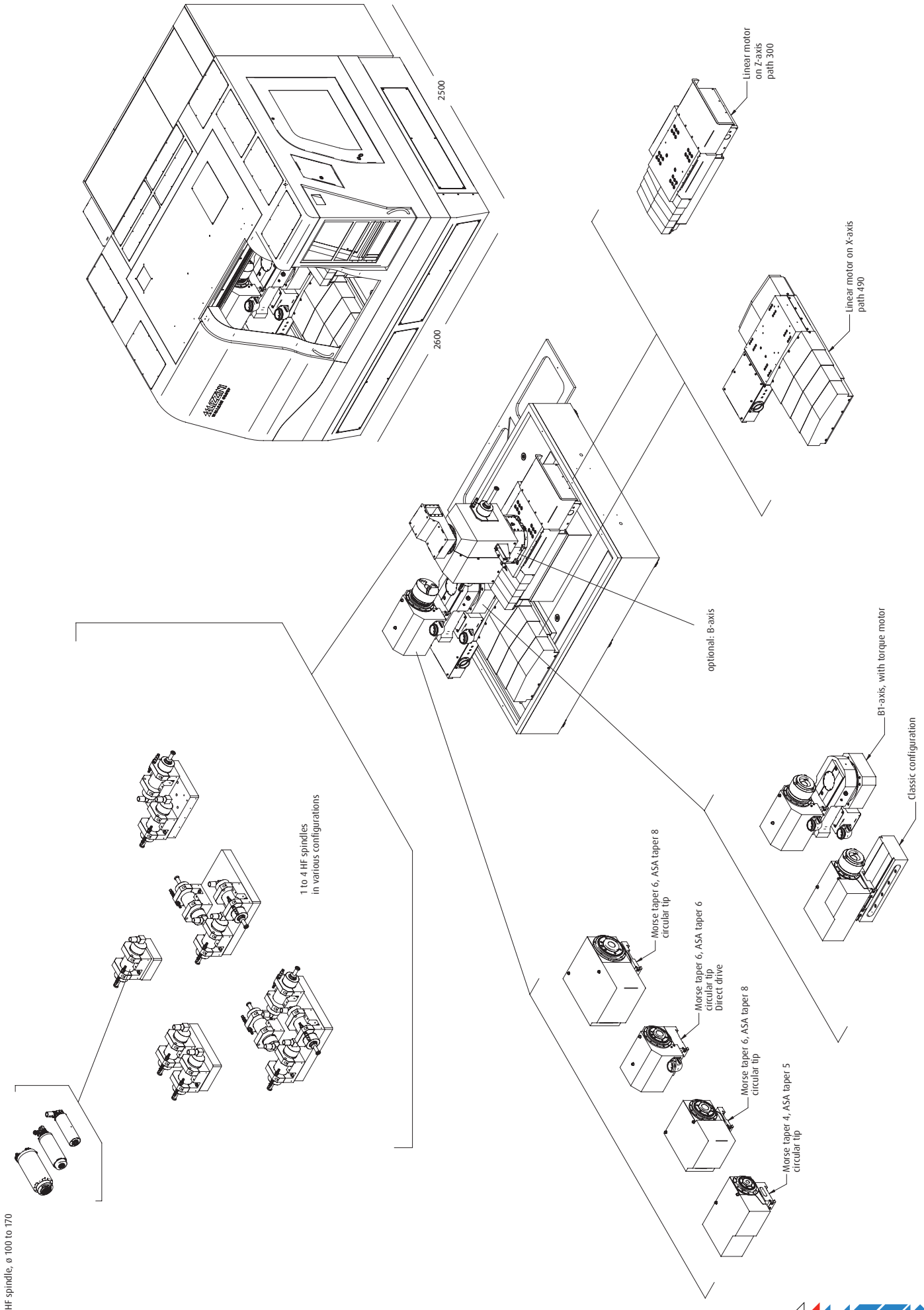
OPTIONS

According to task / grinding requirement

DRESSING ROLL
CLAMPING DEVICE
AUTOMATIC LOADING-UNLOADING SYSTEMS
WORKPIECE-DEPENDENT ACCESSORIES
STANDARD/SPECIAL TOOLS
OIL/EMULSION COOLANT SYSTEMS
AIR EXTRACTION SYSTEMS

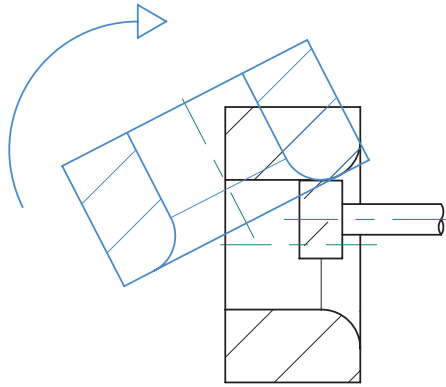


PROSPECT OF POSSIBLE COMBINATIONS



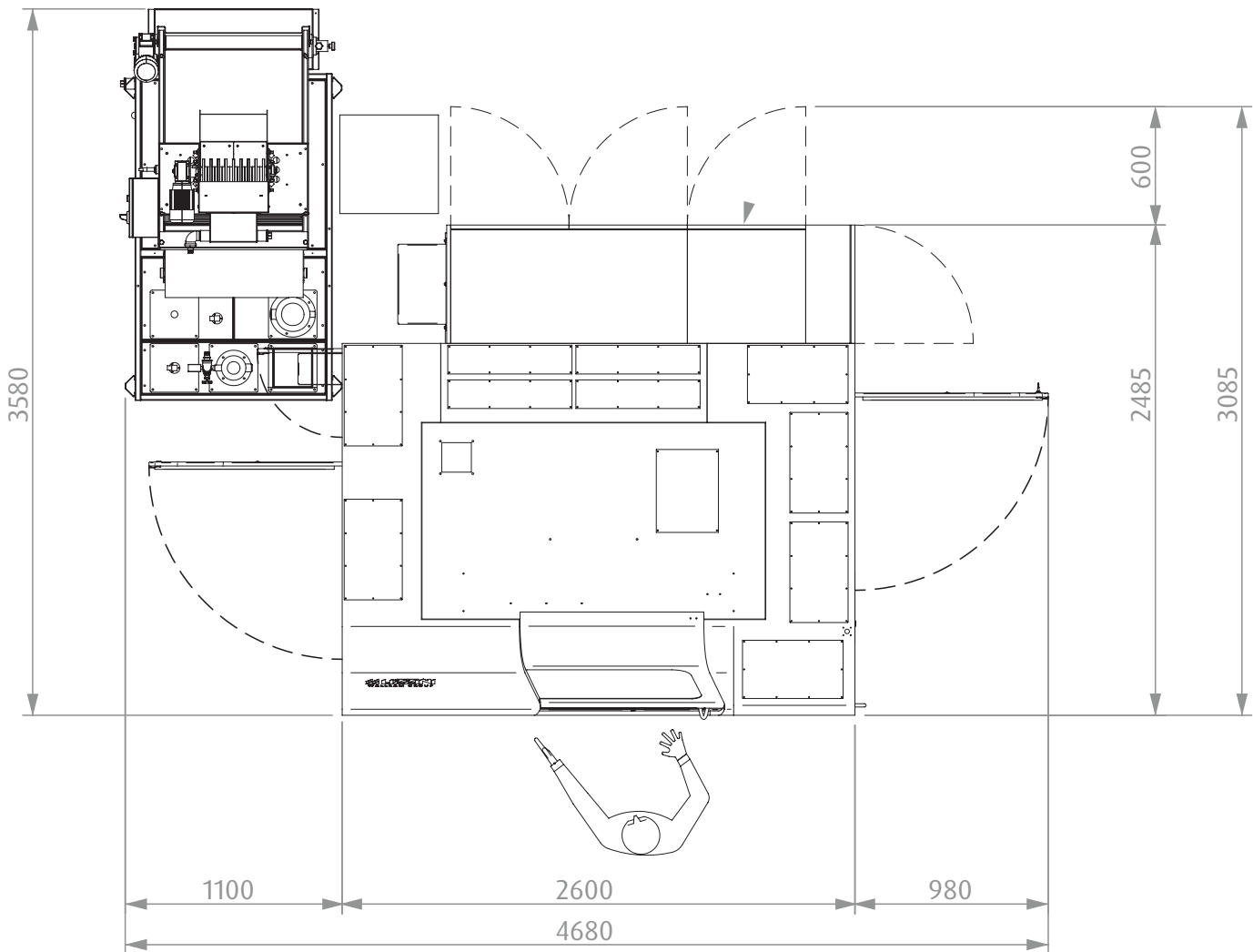


GRINDING EXAMPLE



Radius grinding from -15° to 91° with interpolation of B1-X-Z axis

LAYOUT



Agency

